

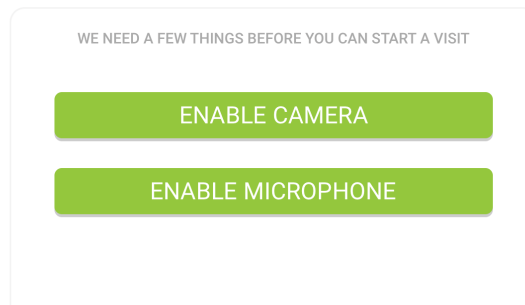
How to enable your Camera and Microphone on the Application

Last Modified on 02/16/2021 10:18 am EST

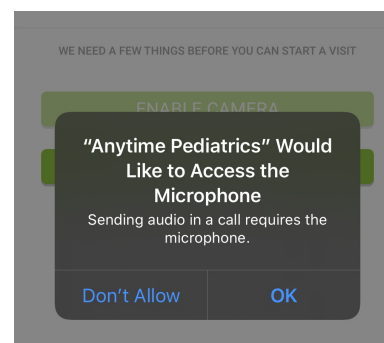
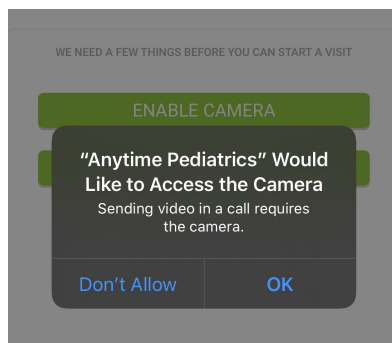


Access for Camera and Microphone on App

- When requesting your first visit using the Anytime Pediatrics App, please allow audio/video access by selecting ENABLE CAMERA and ENABLE MICROPHONE.



- The messages below will appear. Please click OK on both camera and microphone.



- If you click don't allow, the provider will not be able to see or hear you during the visit. The easiest way to fix this is to delete the app and re-download it. It will request camera and microphone access again and this time be sure to click ENABLE and then OK for both.