



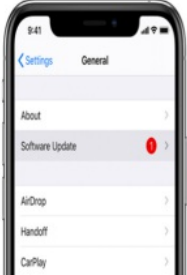
Cómo actualizar su dispositivo móvil (How to update your mobile device)

Last Modified on 02/22/2021 11:19 am EST



Cómo actualizar tu iPhone, iPad, y Android

Si tu dispositivo móvil no es compatible con nuestra app, posiblemente estás usando una versión de iOS o Android que no es apoyada. La app de Anytime Pediatrics es compatible con dispositivos de Apple con iOS 13 y dispositivos de Android con Oreo 8.0 y más nuevo.

	
<h3>Update your device wirelessly</h3> <p>If a message says that an update is available, tap Install Now. You can also follow these steps:</p> <ol style="list-style-type: none">1. Plug your device into power and connect to the Internet with Wi-Fi.2. Go to Settings > General, then tap Software Update.  <ol style="list-style-type: none">3. Tap Download and Install. If a message asks to temporarily remove apps because the software needs more space for the update, tap Continue or Cancel. Later, iOS or iPadOS will reinstall apps that it removed. If you tap Cancel, learn what to do next.4. To update now, tap Install. Or you can tap Later and choose Install Tonight or Remind Me Later. If you tap Install Tonight, just plug your device into power before you go to sleep. Your device will update automatically overnight.5. If asked, enter your passcode. If you don't know your passcode, learn what to do.	<h3>Check & update your Android version</h3> <p>You can find your device's Android version number, security update level, and Google Play system level in your Settings app. You'll get notifications when updates are available for you. You can also check for updates.</p> <h3>See which Android version you have</h3> <ol style="list-style-type: none">1. Open your phone's Settings app.2. Near the bottom, tap System > Advanced > System update.3. See your "Android version" and "Security patch level." <h3>Get the latest Android updates available for you</h3> <p>When you get a notification, open it and tap the update action.</p> <p>If you cleared your notification or your device has been offline:</p> <ol style="list-style-type: none">1. Open your phone's Settings app.2. Near the bottom, tap System > Advanced > System update.3. You'll see your update status. Follow any steps on the screen.